

# HOW TO RECOVER / OR KNOW YOUR ONE TIME REGISTRATION NUMBER

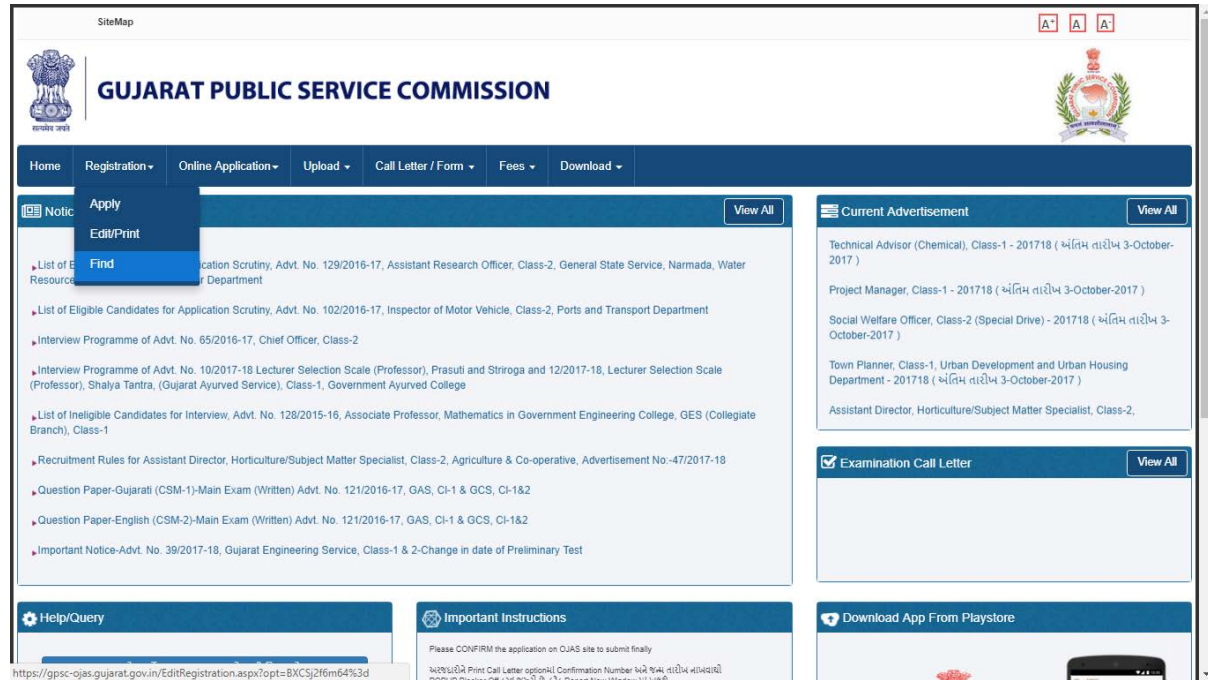
IF YOU HAVE FORGOTTEN YOUR ONE TIME REGISTRATIN NUMBER

Visit our website <https://gpsc-ojas.gujarat.gov.in>

CLICK ON REGISTRATION->FIND OR Click on the following or click on the below link

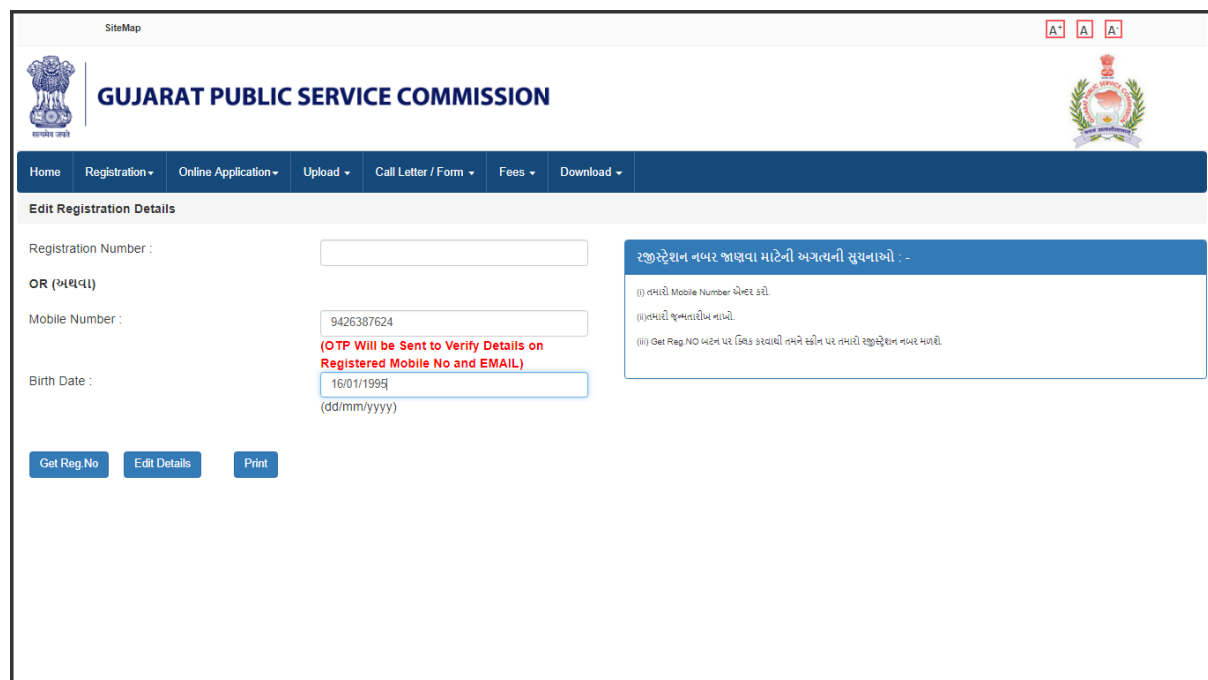
<https://gpsc-ojas.gujarat.gov.in/EditRegistration.aspx?opt=BXCsj2f6m64%3d>

THE FOLLOWING SCREEN WILL APPEAR



The screenshot shows the Gujarat Public Service Commission website. The 'Apply' dropdown menu is open, and the 'Find' option is highlighted. The 'Find' option is located under the 'Apply' dropdown menu. The URL in the address bar is <https://gpsc-ojas.gujarat.gov.in/EditRegistration.aspx?opt=BXCsj2f6m64%3d>.



ENTER YOUR MOBILE NUMBER AND BIRTH DATE AND CLICK ON “GET REG. NUMBER”



The screenshot shows the 'Edit Registration Details' form on the Gujarat Public Service Commission website. The form includes fields for 'Registration Number', 'Mobile Number', and 'Birth Date'. The 'Mobile Number' field contains the value '9426387624' and the 'Birth Date' field contains '16/01/1999'. A red warning message states: '(OTP Will be Sent to Verify Details on Registered Mobile No and EMAIL)'. Below the form are buttons for 'Get Reg.No', 'Edit Details', and 'Print'. A blue box on the right contains instructions in Gujarati: 'રજીસ્ટ્રેશન નંબર જાણવા માટેની અગત્યની સૂચનાઓ :- (i) તમારો Mobile Number એક્ટ કરો. (ii) તમારો જુનિયરનો નામનો. (iii) Get Reg NO બંધન પર સિક્કા કરવાથી તમને સ્કોન પર તમારો રજીસ્ટ્રેશન નંબર મળશે.'

YOU WILL GET AN OTP ON YOUR REGISTERED MOBILE NUMBER (PLEASE WAIT FOR A WHILE TILL YOUR OTP SMS) ENTER THE OTP IN THE BELOW BOX AND CLICK ON "GET REG. NO." TO GET THE OTR NUMBER AND CLICK ON "EDIT DETAILS" TO EDIT THE OTR DETAILS.

SiteMap A<sup>+</sup> A A<sup>-</sup>

 **GUJARAT PUBLIC SERVICE COMMISSION** 

Home Registration Online Application Upload Call Letter / Form Fees Download

**Edit Registration Details**

Registration Number :

OR (અથવા)

Mobile Number :

Birth Date :   
(dd/mm/yyyy)

Enter OTP Delivered to Mobile No / EMAIL ::



Please wait for few seconds for an OTP to be delivered on Mobile No / EMAIL

રજીસ્ટ્રેશન નંબર જાણવા માટેની અગત્યની સુચનાઓ :-

- (i) તમારો Mobile Number ચેક કરો.
- (ii) તમારો જુમ્બારોન માપો.
- (iii) Get Reg.NO 4424 પર ક્લિક કરવાથી તમને સ્ક્રીન પર તમારો રજીસ્ટ્રેશન નંબર મળશે.

ONCE YOU ENTER YOUR OTP AND CLICK ON THE "GET REG. NO." YOU WILL GET YOUR OTR NUMBER IF YOU HAVE FORGOTTEN (REQUEST: HAVE PATIENCE WHILE THE OTP IS DEVLIVERED)

SiteMap A<sup>+</sup> A A<sup>-</sup>

 **GUJARAT PUBLIC SERVICE COMMISSION** 

Home Registration Online Application Upload Call Letter / Form Fees Download

**Edit Registration Details**

Registration Number :

OR (અથવા)

Mobile Number :

Birth Date :   
(dd/mm/yyyy)

Enter OTP Delivered to Mobile No / EMAIL ::

Please wait for few seconds for an OTP to be delivered on Mobile No / EMAIL

**Mr. GIRISHKUMAR WADHWA, Your OJAS Registration Number is : 37263965**

રજીસ્ટ્રેશન નંબર જાણવા માટેની અગત્યની સુચનાઓ :-

- (i) તમારો Mobile Number ચેક કરો.
- (ii) તમારો જુમ્બારોન માપો.
- (iii) Get Reg.NO 4424 પર ક્લિક કરવાથી તમને સ્ક્રીન પર તમારો રજીસ્ટ્રેશન નંબર મળશે.